




## Connecting RGB Flexible LED Strip to Strip Butt (Crimp) Connectors

**Step #1:** Place flex strips end-to-end with wires sticking straight up.




**Step #2:** Cut off both pairs of wires, leaving 1½” of wire on each strip.

**Step #3:** Pull smaller wires apart. Then, twist same colors together.



**Step #4:** Make a connection by inserting a pair of like-colored wires the entire way into the butt connector. With them inserted the whole way,



**Step #5:** Repeat the process (two wires per butt connector) for all of the remaining colored wire pairs.

